

✓ Trained 13,500+ Students in AutoCAD, REVIT & 3D Max

The Autodesk® REVIT® software is a powerful Building Information Modeling (BIM) program that works the way architects think.

The program streamlines the design process through the use of a central 3D model, where changes made in one view update across all views and on the printable sheets.

The objective of the Autodesk Revit Architecture Training course is to enable students to create full 3D Architectural Project Models and Set them up in Working Drawings. This training course focuses on tools that the majority of users need in the Industry!



CLASSROOM
TRAINING

LIVE
ONLINE
TRAINING!




Get Training on
AUTODESK
Authorized Software

Learn from Industry Experts - Training since 1992

9833900330 www.autocadtraininginstitute.com 9930375161





✓ Trained 13,500+ Students in AutoCAD, REVIT & 3D Max

SOFTPRO is a globally recognized Training provider offer Complete training on **Revit Architecture** for large and small size businesses, Engineers of various levels and disciplines as well as individuals who are keen on learning new skills and enhancing their careers.

Who Can Attend?

- Architects
- Engineering Graduates
- University Students
- Freelance CAD Drafters
- BIM Managers



The **Autodesk® Revit®** software is a powerful **Building Information Modeling (BIM)** program that *works the way architects think.*

This training course is designed to teach you the Autodesk Revit functionality as you would work with it throughout the design process.

You begin by learning about the user interface, drawing, editing, and viewing tools. Then you learn design development tools including how to model walls, doors, windows, floors, ceilings, stairs and more. **Finally**, you learn the processes that take the model to the construction documentation phase.

Key Benefits of Learning Revit Architecture (BIM)

- The most In-demand Architectural Modelling software required by the construction industry
- Be able to collaborate across teams, disciplines, and time zones. Work hand in hand without being side by side and collaborate on projects even when you're in different countries or continents
- Be able to create coordinated, consistent, and complete model-based designs
- Be able to design/draw a complete architectural model (House, shop, office, parking, etc) from scratch by the end of your class both in 2D and 3D.



Learn from Industry Experts - Training since 1992

9833900330 www.autocadtraininginstitute.com 9930375161



Certified REVIT Course (Expert Level) Architectural, BIM Building Information Modeling



Who is a BIM Professional?

Building Information Modelling is a highly collaborative process that lets you Plan, Design, and Analyse a built environment within a 3D model throughout its lifecycle. Architects, Civil, Structural, and MEP engineers; and other Construction Professionals who actively apply this process are called BIM Professionals.

Why learn BIM?

BIM booming! This hot field is full of exciting opportunities for architects seeking intellectually and financially rewarding careers.

✓ Trained 13,500+ Students in AutoCAD, REVIT & 3D Max

CAREER OPPORTUNITIES



By 2024, 89% of Architecture Firms, 72% of Civil Engineering Firms, and 69% of Construction Firms worldwide would be actively using BIM

HIGHER PAY



A BIM-Skilled Professional is **paid 40% more on average**, compared to other professionals with similar experience.



Learn from Industry Experts - Training since 1992

Dadar 9833900330 | Matunga 9930375161 | Andheri 9820936176

Certified REVIT Course (Expert Level) Architectural, BIM Building Information Modeling



The **OBJECTIVE** of the **CERTIFIED REVIT ARCHITECTURE TRAINING** is to enable students to create full 3D Architectural Project models and set them up in working drawings. This Course focuses on **BASIC TO ADVANCED** tools that is needed in the Industry.

The Main Topics Include:

- Understanding the purpose of Building Information Management (BIM) and how it is applied in the Autodesk Revit software.
- Navigating the Autodesk Revit workspace and interface.
- Working with the Drawing and Editing tools.
- Creating Levels and Grids as datum elements for the model.
- Creating a 3D building model with walls, curtain walls, windows, and doors.
- Adding Floors, Ceilings, and Roofs to the Building Model.
- Creating Component-based and Custom stairs.
- Adding Component features, such as Furniture and Equipment.
- Setting up sheets for Plotting with text, dimensions, details, tags, & Schedules.
- Creating details.... and much more.



Original Fees: Rs. 29,550 All Inclusive
Limited Offer: Rs -10,000 Gift Voucher

You Pay Rs. 19550 Only Limited Offer
Duration 2/3 Months


**LIVE
ONLINE
TRAINING!**

Dadar Matunga
9930375161
9833900330

Andheri Stn
9820936176

**CLASSROOM
TRAINING**

REVIT Course Details



Learn from Industry Experts - Training since 1992

www.autocadtraininginstitute.com

**LIMITED
TIME OFFER!**



Certified REVIT Course (Expert Level) Architectural, BIM Building Information Modeling



Diploma in REVIT Architecture [BIM]

AUTODESK REVIT is **BUILDING INFORMATION MODELING** software by Autodesk, which allows the user to design with both parametric 3D modeling & 2D drafting elements. **Building Information Modeling** is a **Computer Aided Design (CAD)**. In **REVIT**, Views of the Building Model are Cameras, either Orthographic or Perspective: A Component such as a door can be moved in any View & Views of the Model will update automatically as the Actual 3D Model.



TRAINING CONTENTS:

BUILDING INFORMATION MODELING

- BIM : About Bidirectional Associativity
- The Revit architecture User Interface
- THE DESIGN BAR

STARTING A PROJECT

- About The Projects Templates
- About Revit File Types
- About Vector and Raster Data
- About TOPOSURFACES

CREATING A BASIC FLOOR PLAN

- Creating Walls In a Floor Plan
- About Temporary Dimensions
- About Drawing Aids /Placing Walls

CREATING AND MODIFYING LEVELS

- About Levels / Defining Levels
- Guidelines for Creating & Modifying Levels

ADDING AND MODIFYING WALLS

- Modifying Walls / About joins
- Editing and Preventing Wall Joins

WORKING WITH COMPOUND & VERTICALLY

COMPOUND WALLS

- Modifying & Inserting Layers
- About Vertically Compound Walls

Get Training on
AUTODESK
Authorized Software



STUDENT PROJECTS



WORK ON 18+ PROJECTS ASSIGNMENTS - 100% PRACTICALS

Dadar 9833900330 | Matunga 9930375161 | Andheri 9820936176



Certified REVIT Course (Expert Level) Architectural, BIM Building Information Modeling



Diploma in REVIT Architecture [BIM] 

4.5/5  457 Reviews

Continued Training Contents:

WORKING WITH GRIDS

CREATING LEGENDS AND KEYNOTES

WORKING WITH DOORS

- Process Of Adding and Modifying Door
- Creating a new Door Type

ADDING AND MODIFYING WINDOWS

- Process Of Adding and Modifying Windows
- Exercise: Add Windows to Building Model

COMPONENT FAMILIES

- Adding & Modifying Components Families
- Creating & Modifying Components Families

CREATING MODIFYING FLOORS

- About Creating Floor/ Modifying Floors

WORKING WITH CEILINGS

APPLYING AND REMOVING CONSTRAINTS

- Applying & Removing Constraints

WORKING WITH DIMENSIONS

CREATE AND MODIFYING 3D VIEWS

- 3D Views & Cameras
- Create and Modifying Cameras Views
- Create 3D Perspective, 3D Orthographic Views

WORKING WITH SELECTION & ELEVATION VIEWS

- Selection Views / About Elevation Views
- Create & Modify Selection & Elevation Views

ADDING AND MODIFYING ROOFS

CREATING CURTAIN WALLS

- Creating Curtain Walls, Grids, & Mullions
- Modifying Curtain Walls, Grids, & Mullions

CONTROLLING OBJECT VISIBILITY

- Object Visibility Setting
- Modifying line styles/ User-Defined Filters



STUDENT PROJECTS



STUDENT PROJECTS



Learn from Industry Experts - Training since 1992

Dadar 9833900330 | Matunga 9930375161 | Andheri 9820936176



CERTIFIED

Certified REVIT Course (Expert Level) Architectural, BIM Building Information Modeling



Diploma in REVIT Architecture [BIM] 

4.5/5  457 Reviews

Continued Training Contents:

MASSING & SITE

MANAGING VIEWS

- Creating and Editing Views
- View Properties & View Templates

WORKING WITH DRAWING SHEETS

- Process Of Previewing ,Printing Sheets/Views

WORKING WITH TITLE BLOCKS

- Guideline: Creating & Updating Title block

CREATING CALLOUT VIEWS

- About Callouts/Creating Reference Callouts

WORKING WITH TEXT AND TAGS

WORKING WITH DETAIL VIEWS

WORKING WITH DRAFTING VIEWS

- Process Of Reusing a Drafting View
- Exercise: Create Drafting Views
- Exercise: Import a View and a CAD File

CREATING & MODIFYING SCHEDULES

- Creating, Modifying, Exporting Schedule Files
- Exercise: Hardware Key Schedule
- Exercise: Modify The Appearance Schedule

CREATING ROOMS AND ROOM SCHEDULES

- Room Schedules / Adding Room Tags
- Calculating Room Volume Modifying Area

USING SUN AND SHADOW SETTINGS

CREATING RENDERINGS

- Settings for Creating Renderings
- Guidelines for Creating Renderings

USING WALKTHROUGHS

- Exercise: Create and Export a Walkthroughs

WORK ON TOTAL 18+ PROJECTS AND ASSIGNMENTS



Original Fees: Rs. 29,550 All Inclusive
Limited Offer: Rs -10,000 Gift Voucher

You Pay Rs. 19550 Only Limited Offer
Duration 2/3 Months



100% PRACTICALS



9833900330 | 9930375161



Learn from Industry Experts - Training since 1992

Dadar 9833900330 | Matunga 9930375161 | Andheri 9820936176

LIVE
ONLINE
TRAINING!

NOW OPEN
CLASSROOM
TRAINING



A DIVISION OF SOFTPRO

AUTOCAD & REVIT TRAINING INSTITUTE



ADVANCED 2D & 3D ARCHITECTURAL DIPLOMA

100% Job Assistance

Become a Certified Autocad, 3D Max & REVIT Professional



Most Popular

Certified AARD (Expert Level)
AutoCAD 2D, 3D CAD, Architectural,
REVIT - BIM, 3D MAX Interior, Adobe Photoshop

AutoCAD 2D | 3DS MAX | SketchUP
REVIT Architecture | BIM | Civil | Interior Design
AutoCAD 3D | Mechanical | Photoshop

This Course is for

- Building Information Modelling (BIM)
- Interior & Architecture
- Civil CAD
- Electrical CAD
- Mechanical CAD
- Structural Design
- Construction Management



Attend a DEMO Class

All Courses are taught
BASIC to ADVANCED Level
ESSENTIAL to EXPERT

100% Practical Course, Work on Live Projects.

Faculty With YOU through out the Duration of the Course
Patient & Experienced Faculty with REAL Life Experience
Your Trainer will Guide you through Every Project You Do !

Every Project will be CREATED by YOU under Faculty Guidance



Classroom Training at Dadar, Matunga & Andheri

Trained 13,500+ Students in AutoCAD, Revit & 3D Max



Call 9833900330 | 9930375161



**ADVANCED
AUTOCAD
2D & 3D
ARCHITECTURAL
REVIT - BIM
DIPLOMA**



- ALL INCLUSIVE**
- ☑ 1 YEAR
 - ☑ Advance Modules
 - ☑ 5 Certificates
 - ☑ 18 % GST
 - ☑ Books & Notes
 - ☑ 100+ Projects
 - ☑ 100% Practicals
 - ☑ Faculty In-Class

**Dadar West
9930375161**

**Matunga West
9833900330**

**Andheri Stn
9820936176**



Certified AARD (Expert Level)
AutoCAD 2D, 3D CAD, Architectural,
REVIT - BIM, 3D MAX Interior, Adobe Photoshop



ADVANCED LEVEL
✓ EXPERT Skills Course



4.5/5 ★★★★★ 389 Reviews

Special Combination

✓ **2D AutoCAD & 3D AutoCAD**

Duration: 4-5 Months

Fees: ~~37,550~~ Rs. 15,550 All Inclusive



LIMITED OFFER

BASIC to ADVANCED Training LEVEL
(Module 1 & 2)

✓ **Trained 13,500+ Students in AutoCAD, Revit & 3D Max**



9324347326
9930375161



ADVANCED
AUTOCAD
2D & 3D
ARCHITECTURAL
REVIT - BIM
DIPLOMA

Special Offer!
AARD
5 Diplomas
Rs. **??,550**
All Inclusive
Limited Time Offer

- ALL INCLUSIVE
- ✓ 1 YEAR
 - ✓ Advance Modules
 - ✓ 5 Certificates
 - ✓ 18% GST
 - ✓ Books & Notes
 - ✓ 100+ Projects
 - ✓ 100% Practicals
 - ✓ Faculty In-Class



www.autocadtraininginstitute.com

Dadar West
9930375161

Matunga West
9833900330

Andheri Stn
9820936176



Certified AARD (Expert Level) AutoCAD 2D, 3D CAD, Architectural, REVIT - BIM, 3D MAX Interior, Adobe Photoshop

Most Popular

Module 1 Autocad 2D

ADVANCED LEVEL
✔ **EXPERT Skills Course**

4.5/5 ★★★★★ 389 Reviews

Created by Industry Experts, students learn by doing actual drawings with our faculty classroom instructors. Students are taught many commands and tools to create drawings fast and easy. Our instructors will make sure no one is left behind.

Students will learn:

- Understanding and controlling the User Interface.
- How to create Lines, Arcs, Circles, and Polylines.
- Basic drawing tools to help create accurate geometry.
- How to create and edit Blocks
- Fundamental modification commands.
- Shortcuts to help speed up your drawing time.
- Adding text to drawings using Multiline Text, Single line Text and Leaders.
- Applying hatch patterns to geometry.
- How to create and control Layers.
- Changing the Properties on objects in the drawing.
- How to set the Scale of your drawing.
- Defining settings for Plotting.
- Creating various Dimension Styles
- Defining and editing Text Styles
- Setting up MultiLeader Styles
- The differences between Paperspace and Modelspace
- Working with Annotative objects
- Creating Schedules by adding and extracting Attributes.
- Setting up multiple sheets (layouts) and multiple views using Viewports
- How Fields can automate updates
- How to Create a Template File for storing Company Standards.
- Working with External References
- Importing Dwg settings by using Design Center
- Customizing Tool Palettes to quicken your drawing time

Benefits of this course

- Small classes, limited to 10-15 students.
- 100% hands-on training. Laptops & Computers Provided
- Most affordable AutoCAD class.
- #1 AutoCAD class in Mumbai.
- Learn tricks that will separate you from the average AutoCAD
- Conveniently located in City centre near stations.
- Expert Autodesk Certified Instructor with more than 10 years of experience using and teaching AutoCAD.



www.softpro.in

ADVANCED
AUTOCAD
2D & 3D
ARCHITECTURAL
REVIT - BIM
DIPLOMA

Special Offer!
AARD
5 Diplomas
Rs. ??,550
All Inclusive
Limited Time Offer

- ALL INCLUSIVE**
- ✔ 1 YEAR
 - ✔ Advance Modules
 - ✔ 5 Certificates
 - ✔ 18% GST
 - ✔ Books & Notes
 - ✔ 100+ Projects
 - ✔ 100% Practicals
 - ✔ Faculty In-Class



www.softpro.in

Dadar West
9930375161

Matunga West
9833900330

Andheri Stn
9820936176



9833900330
9930375161






Certified AARD (Expert Level)
AutoCAD 2D, 3D CAD, Architectural,
REVIT - BIM, 3D MAX Interior, Adobe Photoshop

Most Popular

Module 2

Autocad 3D

ADVANCED LEVEL
EXPERT Skills Course



AutoCAD - 3D to create 3D drawings.

Students will learn the fundamentals of 3D Solid Modeling.

When students complete this course they will have the knowledge to create, layout, and edit three-dimensional geometry. (BASIC to ADVANCE LEVEL)

Students will learn:

- Creating Primitive Solids (Box, Cylinder, Pyramid, etc.)
- Creating Complex Solids (Extrude, Revolve, Press Pull, Sweep)
- Creating Compound Solids (Subtract, Union)
- Introduction to Mesh Objects and Surface Objects
- Adjusting the view to see Models from different points in space.
- Understanding Coordinate Systems and how they pertain to AutoCAD.
- Adding Cameras to create perspective views
- Controlling the display of Models using Visual Styles and Views.
- How to add lighting to create realistic looking images
- Applying materials to existing geometry to create realistic looking objects
- Rendering a drawing file.



Learn to Create a CAMERA WALK THROUGH in AutoCAD 3D.

FREQUENTLY ASKED QUESTIONS -

What materials does the course comes with?

The courses will come with a great textbook, which is yours to keep.

How big are your classes?

All classes are between 5-15 students.

Is this an online class or a classroom course?

This is a Classroom course held at our Mumbai location.(We have Online Facility as Well)

Why is the tuition much lower than other schools?

Our tuition is much lower than other training providers because we have optimized our business processes to ensure quality training at a reasonable price. As a smaller school with lower overhead we are able to provide a great class and better value to our students.

What are your instructors like?

We only hire the best instructors. Our instructors are all Autocad Certified Instructors with over 15 years of experience using and teaching AutoCAD.

Why should I choose your training over other Providers?

Choosing a training provider can be tough choice. We all claim to offer the best value, in terms of price, passing rates, and guarantee. The Technical Institute of Softpro offers the lowest price, one of the best rate. As a Mumbai licensed school and Accredited business we can honestly say what we offer is the truth and you can verify it.

**ADVANCED
 AUTOCAD
 2D & 3D
 ARCHITECTURAL
 REVIT - BIM
 DIPLOMA**

Special Offer!
**AARD
 5 Diplomas**
Rs. ??,550
All Inclusive
Limited Time Offer

- ALL INCLUSIVE**
- 1 YEAR
 - Advance Modules
 - 5 Certificates
 - 18 % GST
 - Books & Notes
 - 100+ Projects
 - 100% Practicals
 - Faculty In-Class



www.softpro.in

**Dadar West
 9930375161**

**Matunga West
 9833900330**

**Andheri Stn
 9820936176**



Certified AARD (Expert Level)
AutoCAD 2D, 3D CAD, Architectural,
REVIT - BIM, 3D MAX Interior, Adobe Photoshop

ADVANCED LEVEL
✓ EXPERT Skills Course



ADVANCED
AUTOCAD
2D & 3D
ARCHITECTURAL
REVIT - BIM
DIPLOMA

Special Combination

- ✓ 3D MAX
- ✓ Adobe Photoshop
- ✓ V Ray

Duration: 6-7 Months

Fees: ~~56,550~~ Rs. 29,550 All Inclusive

Special Offer!
AARD
5 Diplomas
Rs. **??,550**
All Inclusive
Limited Time Offer

- ALL INCLUSIVE
- ✓ 1 YEAR
 - ✓ Advance Modules
 - ✓ 5 Certificates
 - ✓ 18% GST
 - ✓ Books & Notes
 - ✓ 100+ Projects
 - ✓ 100% Practicals
 - ✓ Faculty In-Class

BASIC to ADVANCED Training LEVEL

✓ Trained 13,500+ Students in AutoCAD, Revit & 3D Max

LIMITED OFFER



Dadar West
9930375161

Matunga West
9833900330

Andheri Stn
9820936176

9324347326
9930375161





Certified AARD (Expert Level)
AutoCAD 2D, 3D CAD, Architectural,
REVIT - BIM, 3D MAX Interior, Adobe Photoshop

Voted No. 1

Module 3

3D-MAX Interior Design



ADVANCED LEVEL
EXPERT Skills Course

4.5/5 ★★★★★ 389 Reviews

Create Architectural drawings & layouts of all kinds. (BASIC to ADVANCE LEVEL)

- Interior design & facility planning. Line drawings.
- 3D-Studio Max is an important part of communicating with the drawing community.
- Achieve impressive presentations by simply souping up your 2D drawings & presenting them in dynamic views.
- Build full 3D drawings for Design Visualization.

TOPICS COVERED :-

- Orthographic & Perspective view
- Toolbar & Menubar
- Working with Primitive Objects
- **Modelling:** Part I & Part II
- Drawing in 2D :Spline Primitive
- Creating Patches,Grids, Sub Objects
- **NURBS :** Curves & Surfaces
- **Meshes:** Editable Mesh Object,
- Vertices & Edges, Loft Objects , Compound Objects
- Exploring the Material Editor. Using Material Editor/Maps
- **Lights:** Viewing scene from a light, Altering Light Parameters,
- Special Effects, Volume lights, Projector Maps & Shadows
- **Cameras:** Creating Camera Object & a Camera View
- Camera Viewport Controls & Setting Camera Parameters
- **Particle** Systems, Using Space Warps
- **Morphing** Animation : Working with keys
- Controlling time
- Using the Motion Command Panel,
- Animating Objects
- Working with the Track View, Curves & Tangents
- Filtering Tracks, Working with Controllers
- **Rendering:** Environments
- Setting Rendering Parameters
- **3D MAX PROJECTS:**
- Create 3D Models & Render them into Images / Clips
- With Autodesk 3DS-Max, you can create High resolution
- True-colour Image files for Interior/Exterior Presentations
- Walk-through Views & Development.
- Live Interior Designing Projects



www.softpro.in
Get Training on
AUTODESK
Authorized Software



9833900330
9930375161



● **Includes Realistic Camera Walk through**
A Realistic look to Interiors & Architectural Designs
with a Camera Walk through

ADVANCED
AUTOCAD
2D & 3D
ARCHITECTURAL
REVIT - BIM
DIPLOMA

Special Offer!
AARD
5 Diplomas
Rs. ??,550
All Inclusive
Limited Time Offer

- ALL INCLUSIVE**
- ☑ 1 YEAR
 - ☑ Advance Modules
 - ☑ 5 Certificates
 - ☑ 18% GST
 - ☑ Books & Notes
 - ☑ 100+ Projects
 - ☑ 100% Practicals
 - ☑ Faculty In-Class



www.softpro.in

Dadar West
9930375161

Matunga West
9833900330

Andheri Stn
9820936176



Certified AARD (Expert Level) AutoCAD 2D, 3D CAD, Architectural, REVIT - BIM, 3D MAX Interior, Adobe Photoshop

ADVANCED LEVEL
✓ EXPERT Skills Course

4.5/5 ★★★★★ 389 Reviews



ADVANCED
AUTOCAD
2D & 3D
ARCHITECTURAL
REVIT - BIM
DIPLOMA

Special Combination

- ✓ 3D MAX
- ✓ Photoshop
- ✓ VRAY

Duration: 6-7 Months

Fees: ~~56,550~~ Rs. 29,550 All Inclusive

Special Offer!
AARD
5 Diplomas
Rs. **??,550**
All Inclusive
Limited Time Offer

- ALL INCLUSIVE
- ✓ 1 YEAR
 - ✓ Advance Modules
 - ✓ 5 Certificates
 - ✓ 18% GST
 - ✓ Books & Notes
 - ✓ 100+ Projects
 - ✓ 100% Practicals
 - ✓ Faculty In-Class

BASIC to ADVANCED Training LEVEL



✓ Trained 13,500+ Students in AutoCAD, Revit & 3D Max



www.autocadtraininginstitute.com



Dadar West
9930375161

Matunga West
9833900330

Andheri Stn
9820936176



9324347326
9930375161





Certified AARD (Expert Level)
AutoCAD 2D, 3D CAD, Architectural,
REVIT - BIM, 3D MAX Interior, Adobe Photoshop

Voted No. 1

REVIT ARCHITECTURE BIM



ADVANCED LEVEL
EXPERT Skills Course

3 Months Practical Training

Fees: ~~29,550~~ Rs. 19,550 All Inclusive 4.5/5 ★★★★★ 389 Reviews

TRAINING CONTENTS: (BASIC to ADVANCE LEVEL)

BUILDING INFORMATION MODELING (BIM)

- BIM : About Bidirectional Associatively
- The Revit architecture User Interface
- THE DESIGN BAR

STARTING A PROJECT

- About The Projects Templates
- About Revit File Types
- About Vector and Raster Data
- About TOPOSURFACES

CREATING A BASIC FLOOR PL

- Creating Walls In a Floor Pla
- About Temporary Dimensions
- About Drawing Aids /Placing Walls

CREATING & MODIFYING LEVELS

- About Levels / Defining Levels
- Guidelines for Creating & Modifying Levels

ADDING AND MODIFYING WALLS

- Modifying Walls / About joins
- Editing and Preventing Wall Joins

WORKING WITH COMPOUND & VERTICALLY COMPOUND WALLS

- Modifying & Inserting Layers
- About Vertically Compound Walls

USING EDITING COMMANDS

- Overview/Edit Toolbar
- Tools Toolbar

WORKING WITH GRIDS

- Process of Creating & Mo
- Exercise: Create Column Grids

CREATING LEGENDS AND

WORKING WITH DOORS

- Process Of Adding and Modifying Door
- Creating a new Door Type

ADDING AND MODIFYING WINDOWS

- Process Of Adding and Modifying Windows
- Exercise: Add Windows to Building Model

COMPONENT FAMILIES

- Adding & Modifying Components Families
- Creating & Modifying Components Families

CREATING MODIFYING FLOORS

- About Creating Floor/ Modifying Floors

WORKING WITH CEILINGS

- Guidelines for Adding & Modifying Ceilings

APPLYING AND REMOVING CONSTRAINTS

- Applying & Removing Constraints

WORKING WITH DIMENSIONS

- Temporary & Permanent Dimensions
- Guidelines for Working with Dimensions



CREATE AND MODIFYING 3D VIEWS

- 3D Views & Cameras
- Create and Modifying Cameras Views
- Create 3D Perspective, 3D Orthographic Views

WORKING with SELECTION & ELEVATION VIEW

- Selection Views / About Elevation Views
- Create & Modify Selection & Elevation Views

ADDING AND MODIFYING ROOFS

- Adding Roofs & Modifying Roofs
- Process of Sketching Roofs

CREATING CURTAIN WALLS

- Creating Curtain Walls, Grids, & Mullions
- Modifying Curtain Walls, Grids, & Mullions

CONTROLLING OBJECT VISIBILITY

- Object Visibility Setting
- Modifying line styles/ User-Defined Filters

MASSING & SITE

MANAGING VIEWS

- Creating and Editing Views
- View Properties & View Templates

WORKING WITH DRAWING SHEETS

- Process Of Previewing ,Printing Sheets/Views
- Guideline For Working With Drawing Sheets

WORKING WITH TITLE BLOCKS

- Guideline: Creating & Updating Title block

CREATING CALLOUT VIEWS

- About Callouts/Creating Reference Callouts

WORKING WITH TEXT AND TAGS

- Overview of Text & Tags
- Guidelines for Working With Text & Tags

WORKING WITH DETAIL VIEWS

- Creating Detail Views
- Process Of saving and Reusing a Detail View

WORKING WITH DRAFTING VIEWS

- Process Of Reusing a Drafting View
- Exercise: Create Drafting Views
- Exercise: Import a View and a CAD File

CREATING & MODIFYING SCHEDULES

- Creating, Modifying, Exporting Schedule Files
- Exercise: Hardware Key Schedule
- Exercise: Modify The Appearance Schedule

CREATING ROOMS AND ROOM SCHEDULES

- Room Schedules / Adding Room Tags
- Calculating Room Volume Modifying Area


CREATING RENDERINGS

- Settings for Creating Renderings
- Guidelines for Creating Renderings

USING WALKTHROUGHS

- Exercise: Create and Export a Walkthroughs

USING SUN AND SHADOW SETTINGS



**ADVANCED
AUTOCAD
2D & 3D
ARCHITECTURAL
REVIT - BIM
DIPLOMA**

Special Offer!
**AARD
5 Diplomas**
Rs. ??,550
All Inclusive
Limited Time Offer

- ALL INCLUSIVE**
- ☑ 1 YEAR
 - ☑ Advance Modules
 - ☑ 5 Certificates
 - ☑ 18% GST
 - ☑ Books & Notes
 - ☑ 100+ Projects
 - ☑ 100% Practicals
 - ☑ Faculty In-Class



www.softpro.in

**Dadar West
9930375161**

**Matunga West
9833900330**

**Andheri Stn
9820936176**



Certified AARD (Expert Level) AutoCAD 2D, 3D CAD, Architectural, REVIT - BIM, 3D MAX Interior, Adobe Photoshop

ADVANCED LEVEL EXPERT Skills Course

4.5/5 ★★★★★ 389 Reviews



Special Combination



2D AutoCAD



REVIT ARCHITECTURE



Duration: 5-6 Months

Fees: ~~44,550~~ Rs. 25,550 All Inclusive



Special Combination



3D MAX



REVIT ARCHITECTURE



Photoshop



VRAY

Duration: 9 Months

Fees: ~~75,550~~ Rs. 45,550 All Inclusive



Trained 13,500+ Students in AutoCAD, Revit & 3D Max

ADVANCED
AUTOCAD
2D & 3D
ARCHITECTURAL
REVIT - BIM
DIPLOMA

Special Offer!
AARD
5 Diplomas
Rs. ~~??,550~~
All Inclusive
Limited Time Offer

- ALL INCLUSIVE
- ☑ 1 YEAR
 - ☑ Advance Modules
 - ☑ 5 Certificates
 - ☑ 18% GST
 - ☑ Books & Notes
 - ☑ 100+ Projects
 - ☑ 100% Practicals
 - ☑ Faculty In-Class



www.autocadtraining
institute.com

Dadar West
9930375161

Matunga West
9833900330

Andheri Stn
9820936176

9324347326
9820936176





Certified AARD (Expert Level)
AutoCAD 2D, 3D CAD, Architectural,
REVIT - BIM, 3D MAX Interior, Adobe Photoshop

Voted No. 1

Module 5

Adobe Photoshop



PHOTOSHOP FOR ARCHITECTS

- With Photoshop's tools you can create Interior Designs.
- Mixing & Manipulating of colours at a click of a button.
- You can Blend 2 Images or more.
- You can create Patterns & Artistic Designs
- You can manipulate Design images with Special Effects.
- You can Import and Export your Images.
- Retouch, Manipulate and Enhance Designs.
- Image Editing, Resolution, Correction, Saturation
- Tool Box, Navigator, Info, Option, Swatches, Brushes
- Layers: Adding, Deleting, Merge, Duplicating, Rotate
- Filters: Built-in Effects Blur, Twirl, Stain,
- Emboss, Spotlight, Fire, Embossed...etc.
- Retouching, Colouring, Creating Backgrounds, Buttons

LIVE PROJECTS: Image Mixing, Re-touching, Layering, Photo- Touch ups, Pattern, Special Effects

FOCUS ON INTERIOR DESIGNING PROJECTS

A Professional & Complete Course for Students, All Architects, Interior Designers & Aspiring Designers

Call 9930375161



Benefits of this course

Small classes, Limited to 10-15 students.
 100% hands-on training. Laptops & Computers Provided
 Most affordable AutoCAD class.

#1 AutoCAD class in Mumbai.

Learn tricks that will separate you from the average AutoCAD user.
 Conveniently located in City centre near stations.
 Expert Autodesk Certified Instructor with more than 25 years of experience using and teaching AutoCAD.



ADVANCED
 AUTOCAD
 2D & 3D
 ARCHITECTURAL
 REVIT - BIM
 DIPLOMA

Special Offer!
AARD
5 Diplomas
Rs. ??,550
All Inclusive
Limited Time Offer

- ALL INCLUSIVE**
- 1 YEAR
 - Advance Modules
 - 5 Certificates
 - 18% GST
 - Books & Notes
 - 100+ Projects
 - 100% Practicals
 - Faculty In-Class



www.softpro.in

Trained 13,500+ Students in AutoCAD, REVIT, SketchUP & 3D MAX



Dadar West
9930375161

Matunga West
9833900330

Andheri Stn
9820936176

9833900330
9930375161



Certified AARD (Expert Level)
AutoCAD 2D, 3D CAD, Architectural,
REVIT - BIM, 3D MAX Interior, Adobe Photoshop

Most Popular

4.5/5 ★★★★★ 389 Reviews

5 Modules
✓ 90% Practicals ✓ 100+ Projects



- 1** Module **Diploma in 2D Autocad - Drafting, Plotting**
- 2** Module **Diploma in 3D Autocad-3D Solid Modeling**
- 3** Module **Diploma in 3D MAX - Interior Designing**
- 4** Module **Diploma in REVIT Architecture - BIM**
- 5** Module **Diploma in Graphics Adobe Photoshop**



AARD - 5 Modules
Rs. 4?,550
All Inclusive

(Original Fees : Rs. ~~89,550~~
All Inclusive of 18% GST)

DURATION: 1 YEAR
SAVE 45% Discount on FEES

Call 9930375161 / 9324347326

3/6/9 Month
Week Day Batch,
Weekend, Sunday,
FAST TRACK Available

GLOBALLY
BENCHMARKED
CURRICULUM
100% Job Assistance

Autocad Certified FACULTY
Get Training on
AUTODESK
Authorized Software



Certified AARD (Expert Level)
AutoCAD 2D, 3D CAD, Architectural,
REVIT - BIM, 3D MAX Interior, Adobe Photoshop

Voted #1 Course

AutoCAD 2D & 3D



ADVANCED LEVEL
✔ **EXPERT Skills Course**

- ✔ AutoCAD Mechanical
- ✔ Electrical AutoCAD
- ✔ AutoCAD for Civil
- ✔ Architecture

Attend a
DEMO
Class

All Courses are taught
BASIC to ADVANCED

Training **LEVEL ESSENTIAL TO EXPERT**

100% Practical Course, Work on Live Projects.
Faculty With YOU through out the Duration of the Course
Patient & Experienced Faculty with REAL Life Experience
Your Trainer will Guide you through Every Project You Do !
Every Project will be CREATED by YOU under Faculty Guidance

Experience in the Training Industry Training Industry since over 30 years
• 100% Practical, Safe & Professional learning environment.
• Certified & Qualified Instructors with Industry Experience.



**OFFLINE
CLASSES**

ADVANCED
AUTOCAD
2D & 3D
ARCHITECTURAL
REVIT - BIM
DIPLOMA



- ALL INCLUSIVE
- ✔ 1 YEAR
 - ✔ Advance Modules
 - ✔ 5 Certificates
 - ✔ 18% GST
 - ✔ Books & Notes
 - ✔ 100+ Projects
 - ✔ 100% Practicals
 - ✔ Faculty In-Class



www.softpro.in

Dadar West
9930375161

Matunga West
9833900330

Andheri Stn
9820936176



Call for Inquiry

9930375161 | 9820936176



**LIMITED
OFFER**



Certified AARD (Expert Level) AutoCAD 2D, 3D CAD, Architectural, REVIT - BIM, 3D MAX Interior, Adobe Photoshop

Voted No. 1

(Original Fees : Rs. 75,550 All Inclusive of GST)

9833900330

5 Modules 5 Certificates

ADVANCED
AUTOCAD
2D & 3D
ARCHITECTURAL
REVIT - BIM
DIPLOMA

Special Offer!
AARD
5 Diplomas
Rs. ??,550
All Inclusive
Limited Time Offer

- ALL INCLUSIVE
- ✓ 1 YEAR
- ✓ Advance Modules
- ✓ 5 Certificates
- ✓ 18% GST
- ✓ Books & Notes
- ✓ 100+ Projects
- ✓ 100% Practicals
- ✓ Faculty In-Class



www.softpro.in

Dadar West
9930375161

Matunga West
9833900330

Andheri Stn
9820936176



100% Job Assistance
Become a Certified Autocad & 3D Max Interior Expert & A Professional in Architectural REVIT BIM



Certified AARD (Expert Level)
AutoCAD 2D, 3D CAD, Architectural,
REVIT - BIM, 3D MAX Interior, Adobe Photoshop

Voted #1 Course

Why only Rs. 4?,550

Original Fees : ~~Rs. 99,550~~-(All Inclusive)

DURATION : 1 YEAR

(Fast Track 7 Months)



AARD

Rs. 4?,550

All Inclusive



Special Offer!
AARD
5 Diplomas
Rs. 4?,550
All Inclusive
Limited Time Offer

- ALL INCLUSIVE
- ☑ 1 YEAR
 - ☑ Advance Modules
 - ☑ 5 Certificates
 - ☑ 18% GST
 - ☑ Books & Notes
 - ☑ 100+ Projects
 - ☑ 100% Practicals
 - ☑ Faculty In-Class

Why only Rs. 4?,550 for ALL 5 Modules ?

- 1. We OWN our training premises ! We don't pay rent.**
We don't have to include the rent cost in your fees !!!
- 2. We are NOT a franchisee.**
We don't need to pay franchisee fees to anyone.
So, We don't have to include franchisee fee cost in your fees !!!
- 3. No unnecessary theory classes. Only necessary theory, 100% Practicals and more practicals.**
Thus, saving your precious time going through mind numbing theory classes.



www.softpro.in

Dadar West
9930375161

Matunga West
9833900330

Andheri Stn
9820936176



www.autocadtraininginstitute.com

Trained 13,500+ Students in AutoCAD, REVIT, SketchUP & 3D MAX



Certified AARD (Expert Level)
AutoCAD 2D, 3D CAD, Architectural,
REVIT - BIM, 3D MAX Interior, Adobe Photoshop

Most Popular

9930375161 | 9833900330

"CLASSROOM & ONLINE TRAINING AVAILABLE"

**ADVANCED
 AUTOCAD
 2D & 3D
 ARCHITECTURAL
 REVIT - BIM
 DIPLOMA**

DADAR & MATUNGA WEST CENTRE ADDRESS

DADAR & MATUNGA ADDRESS:

B/2, Vimal Udyog Bhavan, 1st Floor,
 Nr BPL Mobile Off,
 Opp. STARCITY (MOVIE TIME) Cinema,
 7 Min Walk from MATUNGA (West) Station,
 12 Min from Dadar W Stn. Mumbai-400016. 9833900110 / 9833900330

GOOGLE MAP LINK DADAR/Matunga

<https://maps.app.goo.gl/nA4VmAbahyBoHNRt6>



Special Offer!
**AARD
 5 Diplomas**
Rs. 4?550
All Inclusive
Limited Time Offer

ANDHERI WEST CENTRE ADDRESS

ANDHERI WEST ADDRESS:

PEARL PLAZA, 7th Floor, Office No.704,
 Masjid Gali, 1 Minute from Station.
JUST OUTSIDE ANDHERI WEST STATION.
 NEXT to new Mc-Donald. Call 9324347326

GOOGLE MAP LINK ANDHERI

<https://goo.gl/maps/vKqqSvJ6zFKcPEKX7>



ALL INCLUSIVE
 1 YEAR
 Advance Modules
 5 Certificates
 18% GST
 Books & Notes
 100+ Projects
 100% Practicals
 Faculty In-Class

CAREER OPTIONS

AutoCAD job is one of the best for Engineers. Engineering involves Planning, Designing, Execution, Management and Maintenance. Learning any CAD software will you to get a job which requires designing facilities such as architects , machine tool designing etc. You can also Afford to have your own firm & Provide CAD Facilities to other companies.

- Civil engineer
- Interior designer
- Electrical engineer
- Architectural Engineer
- Mechanical Engineer

- Project Manager
- Urban Planner
- Computer Aided Designer
- Project Architect
- CAD & CAM Operator

**Attend a
 DEMO
 Class**



4.7/5 CUSTOMER REVIEWS

4.5/5 ★★★★★ 389 Reviews



www.softpro.in

**Dadar West
 9930375161**

**Matunga West
 9833900330**

**Andheri Stn
 9820936176**

Experience in the Training Industry Training Industry since over 30 years

- 100% Practical, Safe & Professional learning environment.
- Certified & Qualified Instructors with Industry Experience.

**9833900330
 9930375161**





Certified AARD (Expert Level)
AutoCAD 2D, 3D CAD, Architectural,
REVIT - BIM, 3D MAX Interior, Adobe Photoshop

Voted #1 Course

Google SketchUp

ADVANCED LEVEL
EXPERT Skills Course

2 Months Practical Training

Fees: ~~27,550~~ Rs. 17,550 All Inclusive

Diploma in Google SketchUp



Google Sketchup Course Is A Powerful Tool For Communicating 3d Design Concepts In Professional Workflows. Topics Include, Creating A Template, Working With The Inference Engine And Pencil (line) Tool To Create Geometry, Connecting & Generating Forms Quickly & Accurately, Creating Concentric Surfaces And Presentation Techniques ...etc.

TRAINING CONTENTS

- Create 2 Dimensional Geometry (3Dimensional or 3D environment)
- Create 3 Dimensional Geometry
- Demonstrate Stickiness of Geometry in 3D
- Connect and Generate Forms
- Methods of Presentation :Mirror/Array/Built-in
- Use Groups & Components to Isolate Geometry
- Use the Outliner for Efficient Modeling
- Review and Evaluate Organizational Techniques for Components
- Combine Components to Create a Model
- Create an Animation
- Identify Modeling Techniques to Enhance Speed and Accuracy

Experience in the Training Industry Training Industry since over 30+ years

- 100% Practical, Safe & Professional learning environment.
- Certified & Qualified Instructors with Industry Experience.



Attend a
DEMO
Class

ADVANCED
AUTOCAD
2D & 3D
ARCHITECTURAL
REVIT - BIM
DIPLOMA



ALL INCLUSIVE

- ☑ 1 YEAR
- ☑ Advance Modules
- ☑ 5 Certificates
- ☑ 18% GST
- ☑ Books & Notes
- ☑ 100+ Projects
- ☑ 100% Practicals
- ☑ Faculty In-Class



www.softpro.in

Dadar West
9930375161

Matunga West
9833900330

Andheri Stn
9820936176

9833900330
9930375161





Certified AARD (Expert Level)
AutoCAD 2D, 3D CAD, Architectural,
REVIT - BIM, 3D MAX Interior, Adobe Photoshop

Voted #1 Course

Training Since 1992



ADVANCED
AUTOCAD
2D & 3D
ARCHITECTURAL
REVIT - BIM
DIPLOMA

ADVANCED LEVEL
EXPERT Skills Course

4.5/5 ★★★★★ 389 Reviews

- ✓ AutoCAD Mechanical
- ✓ Electrical AutoCAD
- ✓ AutoCAD for Civil
- ✓ REVIT Architecture
- ✓ 3D MAX
- ✓ SKETCHUP
- ✓ PHOTOSHOP



- ALL INCLUSIVE
- ✓ 1 YEAR
 - ✓ Advance Modules
 - ✓ 5 Certificates
 - ✓ 18% GST
 - ✓ Books & Notes
 - ✓ 100+ Projects
 - ✓ 100% Practicals
 - ✓ Faculty In-Class

All Courses are taught

BASIC to ADVANCED

Training LEVEL ESSENTIAL TO EXPERT

Trained 13,500+ Students in AutoCAD, REVIT & 3D MAX



100% Practical Course, Work on Live Projects.

Faculty With YOU through out the Duration of the Course

Patient & Experienced Faculty with REAL Life Experience

Your Trainer will Guide you through Every Project You Do !

Every Project will be CREATED by YOU under Faculty Guidance

www.softpro.in

Attend a

DEMO

Class

CLAIM the "Early Bird Offer"

9930375161 | 9324347326



Dadar West
9930375161

Matunga West
9833900330

Andheri Stn
9820936176



Advance EXCEL Training for ARCHITECTS

MOST POPULAR

HOW Architects can benefit from learning Microsoft Excel ?

- 1. Data Organization:** Excel is a powerful tool for organizing and managing data. Architects often deal with large amounts of information, **such as project budgets, material quantities, and construction schedules.**
- 2. Budgeting and Cost Analysis:** Architects frequently need to create and manage project budgets. Excel provides Architects to track expenses, calculate costs, and analyze financial data. It can also be used to **compare cost estimates, create cost breakdowns, and generate reports.**
- 3. Schedule Management:** Architects need to keep track of project timelines and schedules. Excel's spreadsheet capabilities make it useful for creating Gantt charts, task lists, and project calendars. **These tools help architects manage deadlines, allocate resources, and monitor progress throughout the project lifecycle.**

Master of
Adv Excel
~~9550~~

Rs. 6550

All Inclusive
Limited Time Offer

Certified ADVANCE EXCEL Course

PROFESSIONAL COURSE

Fees ~~9,550~~ Limited Offer Rs. 6550



Module 1: Introduction of MS-Excel

- Calculations in Excel (Basic Formula's & Advanced Formula's)
- Calculations in Excel (Absolute / Relative / Sheet Reference)
- Linking between Excel Files & Data, Chart Preparation in Excel with Details Features

Module 2 ADVANCED FUNCTIONS of MS-Excel

- Tabs and Menus of Excel, Office Button / File Menu, Advanced Options
- Formula Tab options with Auditing, Data Tools in Excel
- Home Tab Options (Advanced Formatting & Paste Special)
- Specialized Effects like Formatting, Page Elements & Setup
- Advance Security Option from Review and View Tabs



Module 3

- **ADVANCED** Data Analysis (Adv. Sort, Filter, Subtotal, Validation, Consolidation)
- Goal Seek and Scenario Features in Excel Industry Work.
- PIVOT Table and Data Analysis using options of Pivot Table
- More Useful Functions in Excel (Date/Time, Text, Mathematical, Statistical etc.)
- V-Lookup and H-Lookup Functions and Its use in Industry.

Module 4

- **25 Corporate Level Projects for Individual options in Excel.**
- MIS Reporting Analysis Options.
- Multiple-level Sub Total Reports
- Filtering database & Sorting data
- Securing & Protecting Worksheets
- Linking Multiple Sheets
- Sheet Referencing
- Date Functions - Age Calculations
- NESTED IF
- Consolidation of Data
- Data Validation
- Logical functions - (AND, OR, NOT)
- Macro: Definition & Concepts
- Record & Run a macro Intro. to VBE Prog.
- Dynamic Linking Word/Excel/Powerpoint
- Functions: LOOKUP, VLOOKUP
- HLOOKUP
- COUNTIF, SUMIF
- What-if-analysis
- Goal Seek
- PIVOT TABLES & PIVOT CHARTS
- Scenario Manager
- **25+ Projects of Practical Training**



FEES: Advance Excel Course

Duration 6 Weeks

Course Fees ~~9,550~~ Rs. 6550

Includes GST, Book, Certificate



Trained 11500+ Students in Advance Excel including Corporates

ALL INCLUSIVE

- ☑ 1.5 Months
- ☑ Advance Modules
- ☑ Certifications
- ☑ 18 % GST Included
- ☑ Books & Notes
- ☑ Includes Projects



WWW.SOFTPRO.IN

CLASSROOM
TRAINING



Dadar / Matunga

9930375161

ANDHERI Nr Stn

9324347326

9820936176