



A DIVISION OF SOFTPRO

**AUTOCAD & REVIT TRAINING INSTITUTE**



**ADVANCED 2D & 3D ARCHITECTURAL DIPLOMA**

**100% Job Assistance**

**Become a Certified Autocad, 3D Max & Revit Professional**



# AARD AutoCAD 2D, 3D CAD, Architectural, REVIT - BIM, 3D MAX Interior, SketchUp, Photoshop

MOST POPULAR

## Module 1

### Autocad 2D



Created by industry experts, students learn by doing actual drawings with our faculty classroom instructors. Students are taught many commands and tools to create drawings fast and easy. Our instructors will make sure no one is left behind.

#### Students will learn:

- Understanding and controlling the User Interface.
- How to create Lines, Arcs, Circles, and Polylines.
- Basic drawing tools to help create accurate geometry.
- How to create and edit Blocks
- Fundamental modification commands.
- Shortcuts to help speed up your drawing time.
- Adding text to drawings using Multiline Text, Single line Text and Leaders.
- Applying hatch patterns to geometry.
- How to create and control Layers.
- Changing the Properties on objects in the drawing.
- How to set the Scale of your drawing.
- Defining settings for Plotting.

- Creating various Dimension Styles
- Defining and editing Text Styles
- Setting up MultiLeader Styles
- The differences between Paperspace and Modelspace
- Working with Annotative objects
- Creating Schedules by adding and extracting Attributes.
- Setting up multiple sheets (layouts) and multiple views using Viewports
- How Fields can automate updates
- How to Create a Template File for storing Company Standards.
- Working with External References
- Importing Dwg settings by using Design Center
- Customizing Tool Palettes to quicken your drawing time

#### Benefits of this course

- Small classes, limited to 10 students.
- 100% hands-on training. Every student gets their own computer to follow along.
- Most affordable AutoCAD class.
- #1 AutoCAD class in Mumbai.
- Learn tricks that will separate you from the average AutoCAD user.
- Conveniently located in City centre near stations.
- Expert Autodesk Certified Instructor with more than 10 years of experience using and teaching AutoCAD.

ADVANCED  
AUTOCAD  
2D & 3D  
ARCHITECTURAL  
REVIT - BIM  
DIPLOMA

Special Offer!

Offers on Website

Limited Time Offer

- ALL INCLUSIVE
- ☑ 6 Months/ 1 Year
  - ☑ Advance Modules
  - ☑ 6 Certificates
  - ☑ 15 % Service Tax
  - ☑ Video Library
  - ☑ Books & Notes
  - ☑ 100+ Projects



[www.softpro.in](http://www.softpro.in)

**Dadar West**  
9930375161

**Matunga West**  
9833900330

**Andheri West**  
9324347326



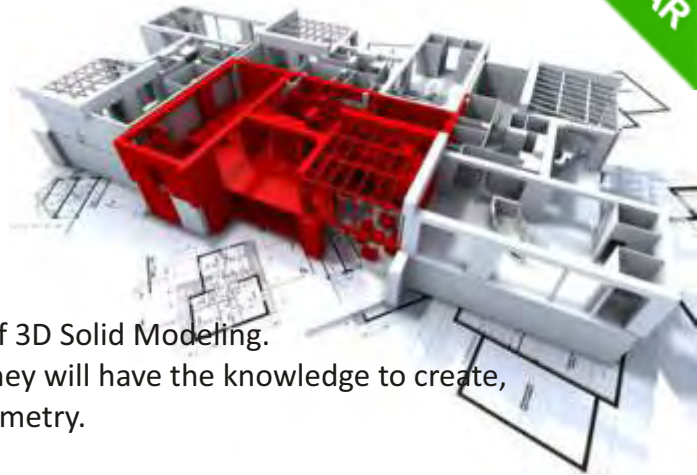


**AARD**  
**AutoCAD 2D, 3D CAD, Architectural,**  
**REVIT - BIM, 3D MAX Interior, SketchUp, Photoshop**

**MOST POPULAR**

# Module 2

## Autocad 3D



AutoCAD - 3D to create 3D drawings.  
 Students will learn the fundamentals of 3D Solid Modeling.  
 When students complete this course they will have the knowledge to create, layout, and edit three-dimensional geometry.

### Students will learn:

- Creating Primitive Solids (Box, Cylinder, Pyramid, etc.)
- Creating Complex Solids (Extrude, Revolve, Press Pull, Sweep)
- Creating Compound Solids (Subtract, Union)
- Introduction to Mesh Objects and Surface Objects
- Adjusting the view to see Models from different points in space.
- Understanding Coordinate Systems and how they pertain to AutoCAD.
- Adding Cameras to create perspective views
- Controlling the display of Models using Visual Styles and Views.
- How to add lighting to create realistic looking images
- Applying materials to existing geometry to create realistic looking objects
- Rendering a drawing file.

**Learn to Create a CAMERA WALK THROUGH in Autocad 3D.**

### FREQUENTLY ASKED QUESTIONS -

What materials does the course comes with?

**The courses will come with a great textbook, which is yours to keep.**

### How big are your classes?

All classes are between 5-11 students.

### Is this an online class or a classroom course?

This is a Classroom course held at our Mumbai location.

### Why is the tuition much lower than other schools?

Our tuition is much lower than other training providers because we have optimized our business processes to ensure quality training at a reasonable price. As a smaller school with lower overhead we are able to provide a great class and better value to our students. We believe that education should be affordable and reach out to all students.

### What are your instructors like?

We only hire the best instructors. Our instructors are all Autocad Certified Instructors with over 10 years of experience using and teaching AutoCAD.

### Why should I choose your training over other Providers?

Choosing a training provider can be tough choice. We all claim to offer the best value, in terms of price, passing rates, and guarantee. The Technical Institute of Softpro offers the lowest price, one of the best rate. As a Mumbai licensed school and Accredited business we can honestly say what we offer is the truth and you can verify it.

**ADVANCED  
 AUTOCAD  
 2D & 3D  
 ARCHITECTURAL  
 REVIT - BIM  
 DIPLOMA**

**Special Offer!**  
**Offers on Website**  
**Limited Time Offer**

- ALL INCLUSIVE**
- ☑ 6 Months/ 1 Year
  - ☑ Advance Modules
  - ☑ 6 Certificates
  - ☑ 15 % Service Tax
  - ☑ Video Library
  - ☑ Books & Notes
  - ☑ 100+ Projects



**www.softpro.in**

**Dadar West**  
**9930375161**

**Matunga West**  
**9833900330**

**Andheri West**  
**9324347326**





**AARD**  
**AutoCAD 2D, 3D CAD, Architectural,**  
**REVIT - BIM, 3D MAX Interior, SketchUp, Photoshop**

**MOST POPULAR**

# Module 3

## 3D-MAX Interior Design



**Create Architectural drawings & layouts of all kinds.**

- Interior design & facility planning. Line drawings.
- 3D-Studio Max is an important part of communicating with the drawing community.
- Achieve impressive presentations by simply souping up your 2D drawings & presenting them in dynamic views.
- Build full 3D drawings for Design Visualization.

**TOPICS COVERED :-**

- Orthographic & Perspective view
- Toolbar & Menubar
- Working with Primitive Objects
- **Modelling:** Part I & Part II
- Drawing in 2D :Spline Primitive
- Creating Patches,Grids, Sub Objects
- **NURBS :** Curves & Surfaces
- **Meshes:** Editable Mesh Object
- Vertices & Edges, Loft Objects , Compound Objects
- Exploring the Material Editor. Using Material Editor/Maps
- **Lights:** Viewing scene from a light, Altering Light Parameters, Special Effects, Volume lights, Projector Maps & Shadows
- **Cameras:** Creating Camera Object & a Camera View
- Camera Viewport Controls & Setting Camera Param
- **Particle** Systems, Using Space Warps
- **Morphing** Animation : Working with keys
- Controlling time
- Using the Motion Command Panel,
- Animating Objects
- Working with the Track View, Curves & Tangents
- Filtering Tracks, Working with Controllers
- **Rendering:** Environments
- Setting Rendering Parameters

**● 3D MAX PROJECTS:**

- Create 3D Models & Render them into Images / Clips
- With Autodesk 3DS-Max, you can create High resolution
- True-colour Image files for Interior/Exterior Presentations
- Walk-through Views & Development.
- Live Interior Designing Projects

**● Includes Realistic Camera Walk through**


**A Realistic look to Interiors & Architectural Designs with a Camera Walk through**



**ADVANCED  
 AUTOCAD  
 2D & 3D  
 ARCHITECTURAL  
 REVIT - BIM  
 DIPLOMA**

**Special Offer!**  
**Offers on Website**  
**Limited Time Offer**

- ALL INCLUSIVE**
- ✓ 6 Months/ 1 Year
  - ✓ Advance Modules
  - ✓ 6 Certificates
  - ✓ 15 % Service Tax
  - ✓ Video Library
  - ✓ Books & Notes
  - ✓ 100+ Projects



**www.softpro.in**

**Dadar West**  
**9930375161**

**Matunga West**  
**9833900330**

**Andheri West**  
**9324347326**





# AARD AutoCAD 2D, 3D CAD, Architectural, REVIT - BIM, 3D MAX Interior, SketchUp, Photoshop

MOST POPULAR

## Module 4 REVIT ARCHITECTURE



ADVANCED  
AUTOCAD  
2D & 3D  
ARCHITECTURAL  
REVIT - BIM  
DIPLOMA

Special Offer!  
Offers  
on Website  
Limited Time Offer

- ALL INCLUSIVE
- ✓ 6 Months/ 1 Year
  - ✓ Advance Modules
  - ✓ 6 Certificates
  - ✓ 15 % Service Tax
  - ✓ Video Library
  - ✓ Books & Notes
  - ✓ 100+ Projects

### TRAINING CONTENTS:

#### BUILDING INFORMATION MODELING

- BIM : About Bidirectional Associativity
- The Revit architecture User Interface
- THE DESIGN BAR

#### STARTING A PROJECT

- About The Projects Templates
- About Revit File Types
- About Vector and Raster Data
- About TOPOSURFACES

#### CREATING A BASIC FLOOR PLAN

- Creating Walls In a Floor Plan
- About Temporary Dimension
- About Drawing Aids /Placing Walls

#### CREATING & MODIFYING LEVELS

- About Levels / Defining Levels
- Guidelines for Creating & Modifying Levels

#### ADDING AND MODIFYING WALLS

- Modifying Walls / About joins
- Editing and Preventing Wall Joins

#### WORKING WITH COMPOUND & VERTICALLY COMPOUND WALLS

- Modifying & Inserting Layers
- About Vertically Compound Walls

#### USING EDITING COMMANDS

- Overview/Edit Toolbar
- Tools Toolbar

#### WORKING WITH GRIDS

- Process of Creating & Modifying Grid Lines
- Exercise: Create Column Grids

#### CREATING LEGENDS AND KEYNOTES

#### WORKING WITH DOORS

- Process Of Adding and Modifying Door
- Creating a new Door Type

#### ADDING AND MODIFYING WINDOWS

- Process Of Adding and Modifying Windows
- Exercise: Add Windows to Building Model

#### COMPONENT FAMILIES

- Adding & Modifying Components Families
- Creating & Modifying Components Families

#### CREATING MODIFYING FLOORS

- About Creating Floor/ Modifying Floors

#### WORKING WITH CEILINGS


- Guidelines for Adding & Modifying Ceilings

#### APPLYING AND REMOVING CONSTRAINTS

- Applying & Removing Constraints

#### WORKING WITH DIMENSIONS

- Temporary & Permanent Dimensions
- Guidelines for Working with Dimensions



#### CREATE AND MODIFYING 3D VIEWS

- 3D Views & Cameras
- Create and Modifying Cameras Views
- Create 3D Perspective, 3D Orthographic Views

#### WORKING WITH SELECTION & ELEVATION VIEWS

- Selection Views / About Elevation Views
- Create & Modify Selection & Elevation Views

#### ADDING AND MODIFYING ROOFS

- Adding Roofs & Modifying Roofs
- Process of Sketching Roofs

#### CREATING CURTAIN WALLS

- Creating Curtain Walls, Grids, & Mullions
- Modifying Curtain Walls, Grids, & Mullions

#### CONTROLLING OBJECT VISIBILITY

- Object Visibility Setting
- Modifying line styles/ User-Defined Filters

#### MASSING & SITE

#### MANAGING VIEWS

- Creating and Editing Views
- View Properties & View Templates

#### WORKING WITH DRAWING SHEETS

- Process Of Previewing ,Printing Sheets/Views
- Guideline For Working With Drawing Sheets

#### WORKING WITH TITLE BLOCKS

- Guideline: Creating & Updating Title block

#### CREATING CALLOUT VIEWS

- About Callouts/Creating Reference Callouts

#### WORKING WITH TEXT AND TAGS

- Overview of Text & Tags
- Guidelines for Working With Text & Tags

#### WORKING WITH DETAIL VIEWS

- Creating Detail Views
- Process Of saving and Reusing a Detail View

#### WORKING WITH DRAFTING VIEWS

- Process Of Reusing a Drafting View
- Exercise: Create Drafting Views

#### CREATING & MODIFYING SCHEDULES

- Creating, Modifying, Exporting Schedule Files
- Exercise: Hardware Key Schedule

#### CREATING ROOMS AND ROOM SCHEDULES

- Room Schedules / Adding Room Tags
- Calculating Room Volume Modifying Area

#### CREATING RENDERINGS

- Settings for Creating Renderings
- Guidelines for Creating Renderings

#### USING WALKTHROUGHS

- Exercise: Create and Export a Walkthroughs

#### USING SUN AND SHADOW SETTINGS



**Dadar West**  
9930375161

**Matunga West**  
9833900330

**Andheri West**  
9324347326

[www.softpro.in](http://www.softpro.in)





**AARD**  
**AutoCAD 2D, 3D CAD, Architectural,**  
**REVIT - BIM, 3D MAX Interior, SketchUp, Photoshop**

**MOST POPULAR**

# Module 5

## Google SketchUp



### Diploma in Google SketchUp

Google Sketchup Course Is A Powerful Tool For Communicating 3d Design Concepts In Professional Workflows. Topics Include, Creating A Template, Working With The Inference Engine And Pencil (line) Tool To Create Geometry, Connecting & Generating Forms Quickly & Accurately, Creating Concentric Surfaces And Presentation Techniques ...etc.

[www.softpro.in](http://www.softpro.in)

#### TRAINING CONTENTS

- Create 2 Dimensional Geometry (3Dimensional or 3D environment)
- Create 3 Dimensional Geometry
- Demonstrate Stickiness of Geometry in 3D
- Connect and Generate Forms
- Methods of Presentation :Mirror/Array/Built-in
- Use Groups & Components to Isolate Geometry
- Use the Outliner for Efficient Modeling
- Review and Evaluate Organizational Techniques for Components
- Combine Components to Create a Model
- Create an Animation
- Identify Modeling Techniques to Enhance Speed and Accuracy

Get Training on  
**AUTODESK**  
 Authorized Software

# Module 6

## Adobe Photoshop



#### PHOTOSHOP FOR ARCHITECTS

- With Photoshop’s tools you can create Interior Designs.
- Mixing & Manipulating of colours at a click of a button.
- You can Blend 2 Images or more.
- You can create Patterns & Artistic Designs
- You can manipulate Design images with Special Effects.
- You can Import and Export your Images.
- Retouch, Manipulate and Enhance Designs.
- Image Editing, Resolution, Correction, Saturation
- Tool Box, Navigator, Info, Option, Swatches, Brushes
- Layers: Adding, Deleting, Merge, Duplicating, Rotate
- Filters: Built-in Effects Blur, Twirl, Stain,
- Emboss, Spotlight, Fire, Embossed...etc.
- Retouching, Colouring, Creating Backgrounds, Buttons

**LIVE PROJECTS:** Image Mixing, Re-touching, Layering, Photo- Touch ups, Pattern, Special Effects

**FOCUS ON INTERIOR DESIGNING PROJECTS**

A Professional & Complete Course for Students, All Architects, Interior Designers & Aspiring Designers

Call 9930375161

ADVANCED  
 AUTOCAD  
 2D & 3D  
 ARCHITECTURAL  
 REVIT - BIM  
 DIPLOMA

Special Offer!  
 Offers on Website  
 Limited Time Offer

- ALL INCLUSIVE
- ☑ 6 Months/ 1 Year
  - ☑ Advance Modules
  - ☑ 6 Certificates
  - ☑ 15 % Service Tax
  - ☑ Video Library
  - ☑ Books & Notes
  - ☑ 100+ Projects

Get Training on  
**AUTODESK**  
 Authorized Software

[www.softpro.in](http://www.softpro.in)

**Dadar West**  
**9930375161**

**Matunga West**  
**9833900330**

**Andheri West**  
**9324347326**

MOST POPULAR



**AARD**  
AutoCAD 2D, 3D CAD, Architectural,  
REVIT - BIM, 3D MAX Interior, SketchUp, Photoshop

☎ 9930375161

# 6 Modules

✓ 90% Practicals    ✓ 100+ Projects



**1** Module **Diploma in 2D Autocad - Drafting, Plotting**

**2** Module **Diploma in 3D Autocad-3D Solid Modeling**

**3** Module **Diploma in 3D MAX - Interior Designing**

**4** Module **Diploma in REVIT Architecture - BIM**

**5** Module **Diploma in Google SketchUp - 3D**

**6** Module **Diploma in Graphics Adobe Photoshop**



**AARD - 6 Modules**

**Rs. 41,550**

All Inclusive

(Original Fees : Rs. 65,550)

All Inclusive of Service Tax)

**6/12 Month**  
Daily Batch,  
Weekend, Sunday,  
Fast Track Available

**GLOBALLY**  
BENCHMARKED  
CURRICULUM  
**100% Job Assistance**

Autocad Certified FACULTY





# AARD AutoCAD 2D, 3D CAD, Architectural, REVIT - BIM, 3D MAX Interior, SketchUp, Photoshop

**MOST POPULAR**

(Original Fees : Rs. 65,550 All Inclusive of Service Tax)

📞 9833900330

## 6 Modules 6 Certificates

ADVANCED  
AUTOCAD  
2D & 3D  
ARCHITECTURAL  
REVIT - BIM  
DIPLOMA

**Special Offer!**  
Offers on Website  
Limited Time Offer

- ALL INCLUSIVE
- ☑ 6 Months/ 1 Year
  - ☑ Advance Modules
  - ☑ 6 Certificates
  - ☑ 15 % Service Tax
  - ☑ Video Library
  - ☑ Books & Notes
  - ☑ 100+ Projects



[www.softpro.in](http://www.softpro.in)



**Dadar West**  
9930375161

**Matunga West**  
9833900330

**Andheri West**  
9324347326

**100% Job Assistance**  
**Become a Certified Autocad & 3D Max Interior Expert & A Professional in Architectural REVIT BIM**





**AARD**  
AutoCAD 2D, 3D CAD, Architectural,  
REVIT - BIM, 3D MAX Interior, SketchUp, Photoshop

**MOST POPULAR**

☎ 9930375161

# Why only Rs. 41,550

Original Fees : **Rs. 65,550** (All Inclusive of Service Tax)



**AARD**  
**Rs. 41,550**  
All Inclusive  
*Limited Time Offer*

ADVANCED  
AUTOCAD  
2D & 3D  
ARCHITECTURAL  
REVIT - BIM  
DIPLOMA

**Special Offer!**  
**AARD**  
**6 Diplomas**  
**Rs. 41,550**  
**All Inclusive**  
*Limited Time Offer*

## Why only Rs. 41,550 for ALL 6 Modules ?

- 1. We OWN our training premises ! We don't pay rent.**  
We don't have to include the rent cost in your fees !!!
- 2. We are NOT a franchisee.**  
We don't need to pay franchisee fees to anyone.  
So, We don't have to include franchisee fee cost in your fees !!!
- 3. No unnecessary theory classes.**  
Only necessary theory, 90% Practicals and more practicals.  
Thus, saving your precious time going through mind numbing theory classes.

[www.softpro.in](http://www.softpro.in)

[www.autocadtraininginstitute.com](http://www.autocadtraininginstitute.com)

- ALL INCLUSIVE
- ☑ 6 Months/ 1 Year
  - ☑ Advance Modules
  - ☑ 6 Certificates
  - ☑ 15 % Service Tax
  - ☑ Video Library
  - ☑ Books & Notes
  - ☑ 100+ Projects



[www.softpro.in](http://www.softpro.in)

**Dadar West**  
9930375161

**Matunga West**  
9833900330

**Andheri West**  
9324347326

**AUTOCAD, REVIT, 3D MAX ..ETC.**  
**IN-DEPTH & ADVANCED COURSE**  
**9833900330 / 9930375161**